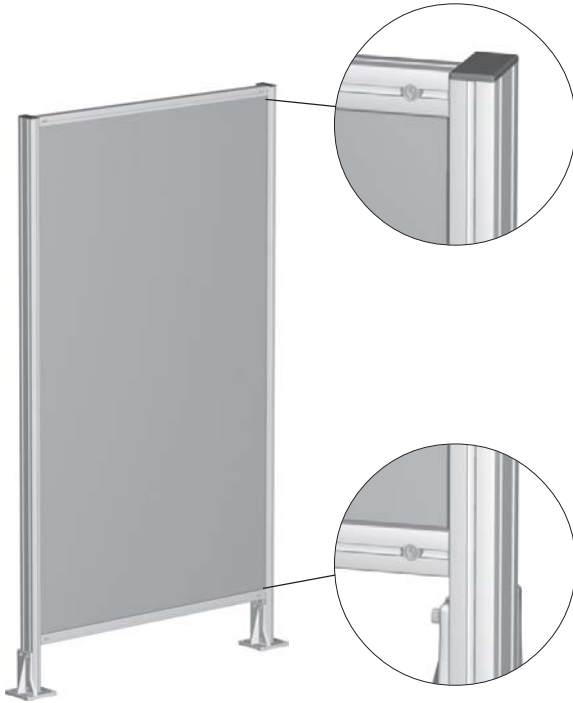




## Cerramientos de Protección

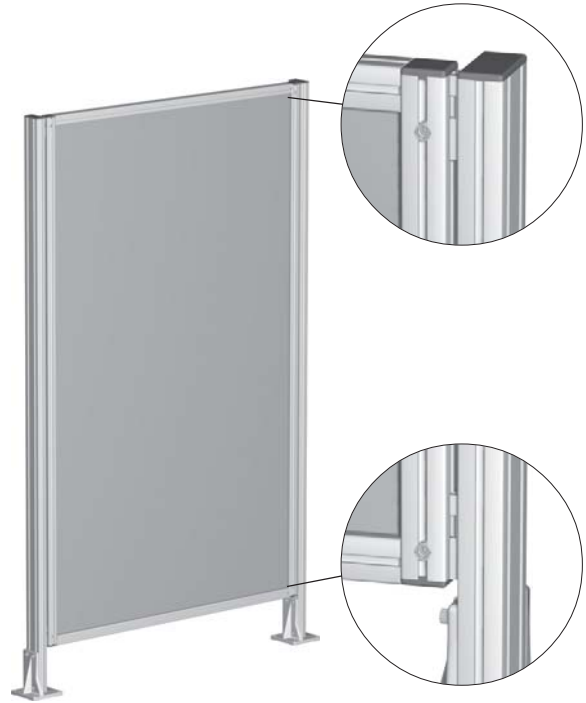
**Módulo de cierre, completo**

**Variante 11111**  
sin marco  
panelado en ranura



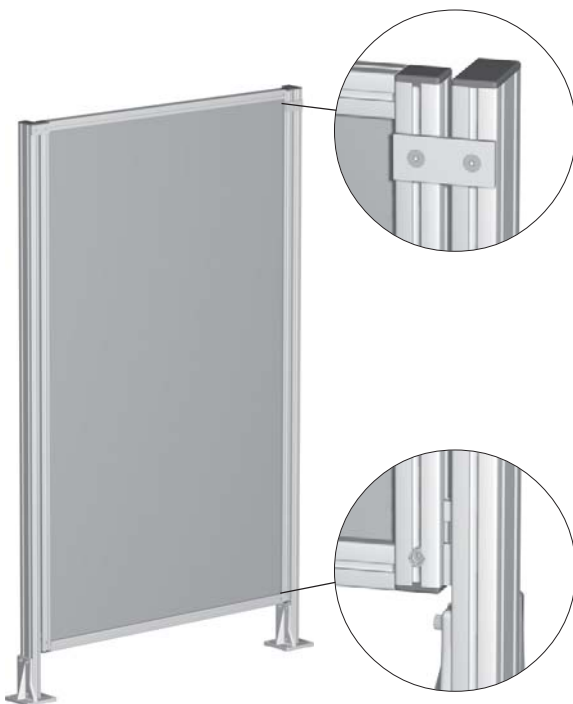
**Módulo de cierre, completo**

**Variante 21111**  
con marco - desmontable  
panelado en ranura



**Módulo de cierre, completo**



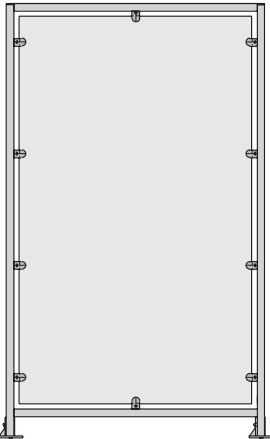
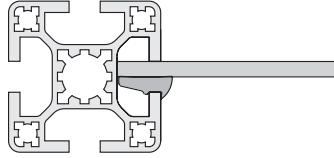
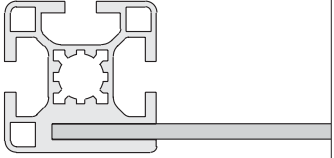
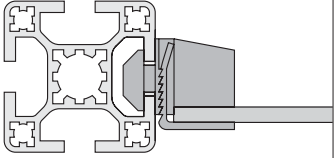
**Variante 31111**  
con marco - desmontable oscilante  
panelado en ranura



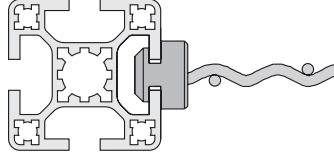
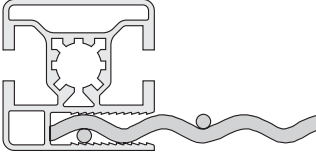



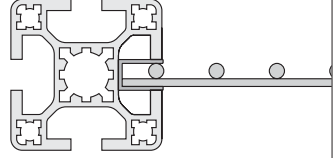
**Módulo de cierre, completo**


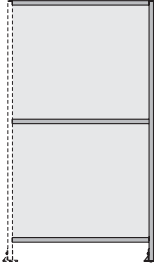
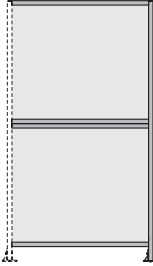


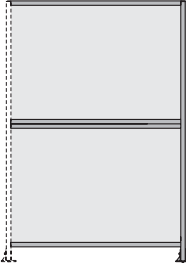





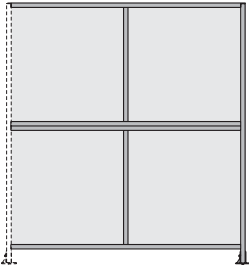



**Variante 41111**  
con marco - con escuadras  
panelado en ranura

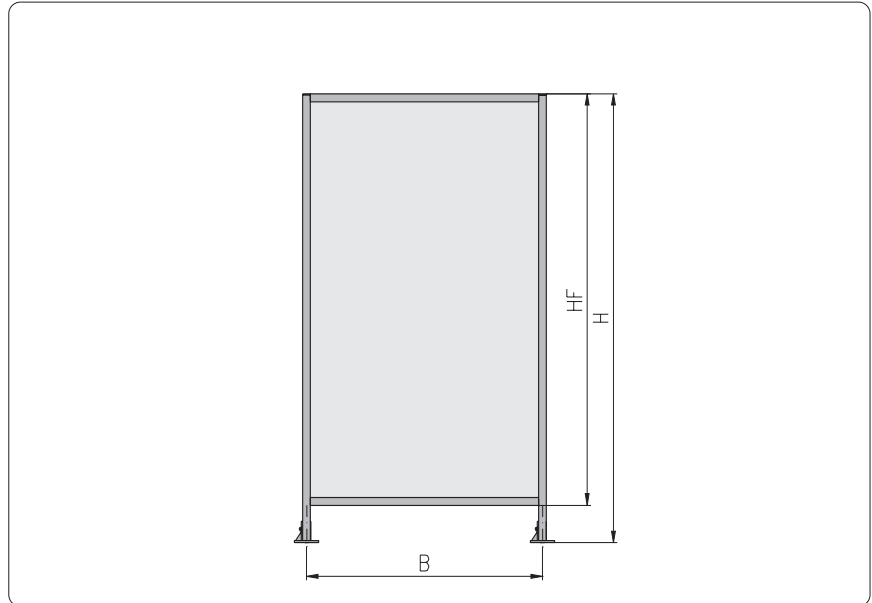


Panel		
		
		
<b>en ranura</b>	<b>con perfil panel</b>	<b>con casquillos de montaje</b>

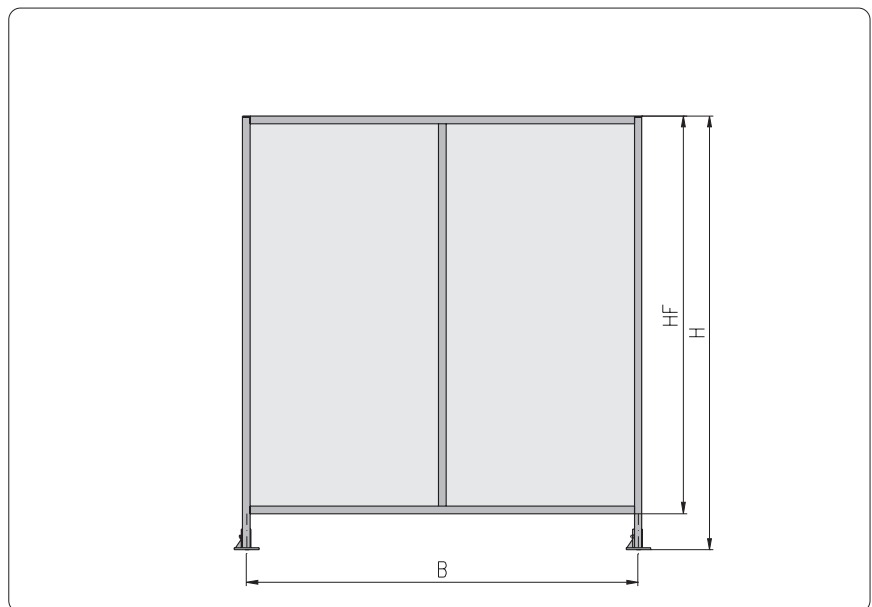
Malla entrelazada	
	
	
<b>con casquillo de montaje</b>	<b>con perfil malla</b>

Malla soldada


<b>con perfil combinable</b>

sin división horizontal	con división horizontal	separado en 2 piezas (horiz.)
		
		
		
		
		

**Panel simple**


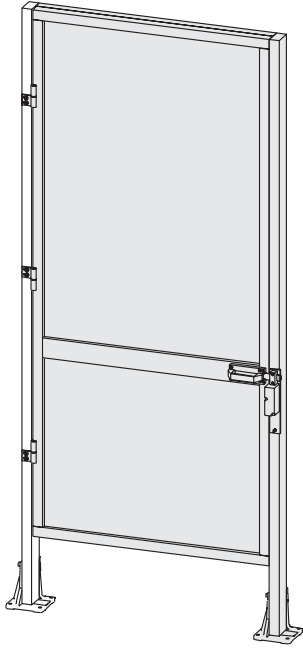
H	HF		B				
	40x40	perf. panel	500	750	1,000	1,250	1,500
1,800	1,600	1,600	500	750	1,000	1,250	1,500
2,300	2,110	1,995	500	750	1,000	1,250	1,500
2,400	2,110	1,995	500	750	1,000	1,250	1,500

**Panel doble**


H	HF		B				
	40x40	perf. panel	1,500	1,750	2,000	2,500	3,000
1,800	1,600	1,600	1,500	1,750	2,000	2,500	3,000
2,300	2,110	1,995	1,500	1,750	2,000	2,500	3,000
2,400	2,110	1,995	1,500	1,750	2,000	2,500	3,000

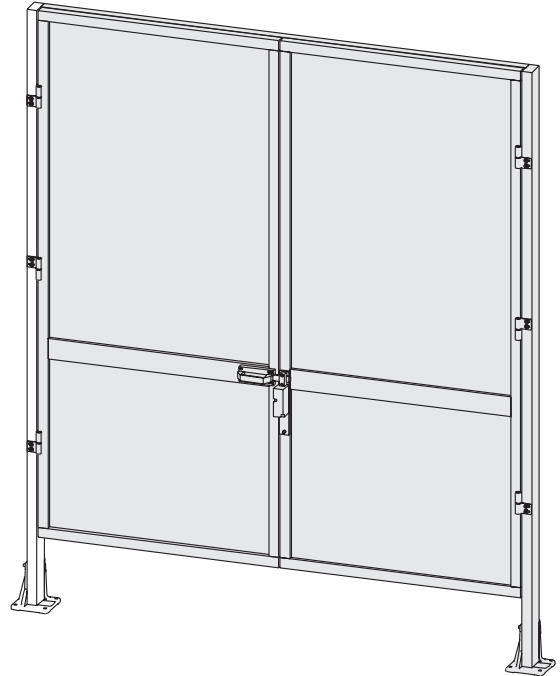
**Puerta simple**

panelado en ranura



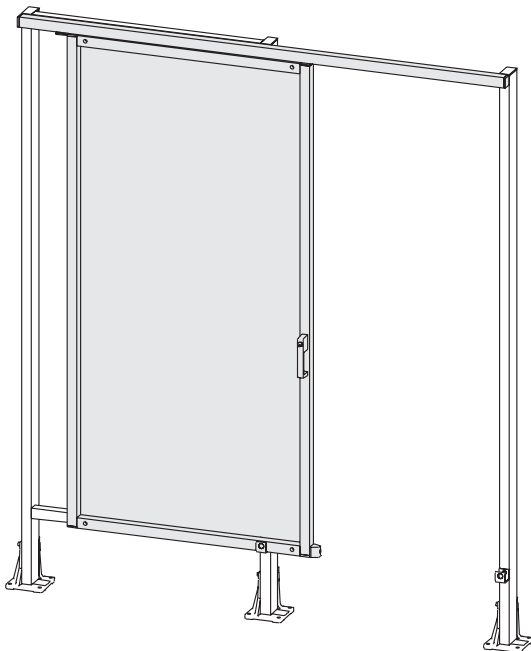
**Puerta doble**

panelado en ranura



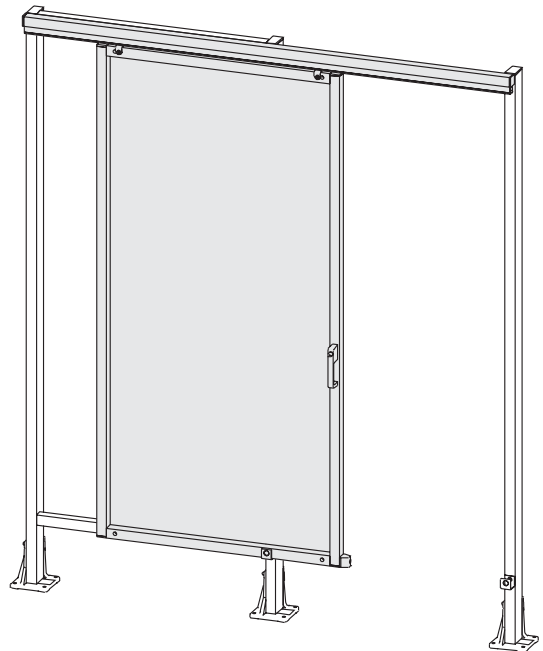
**Puerta corredera**

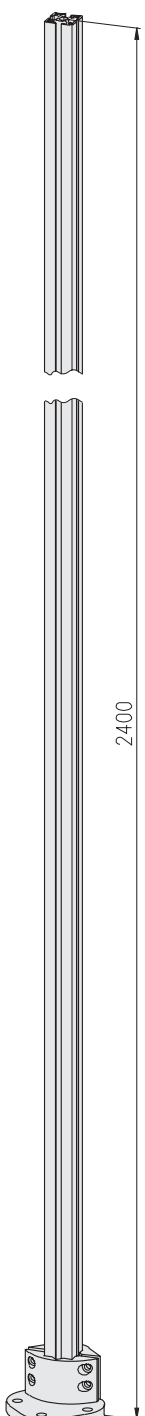
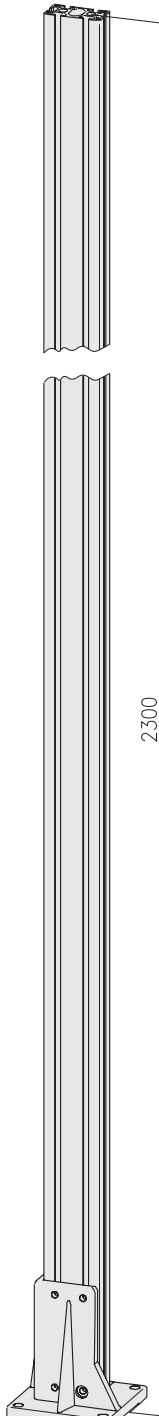
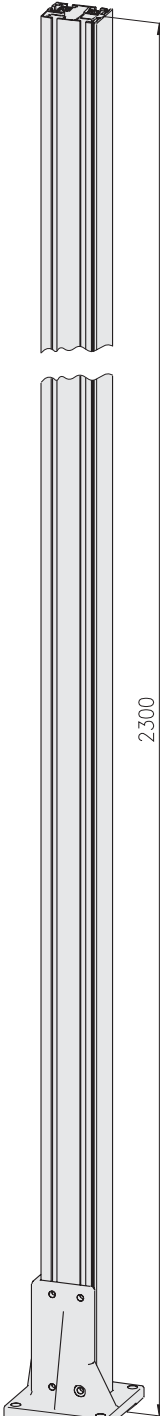
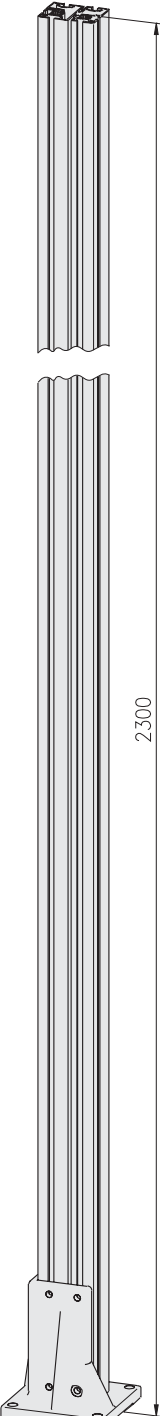
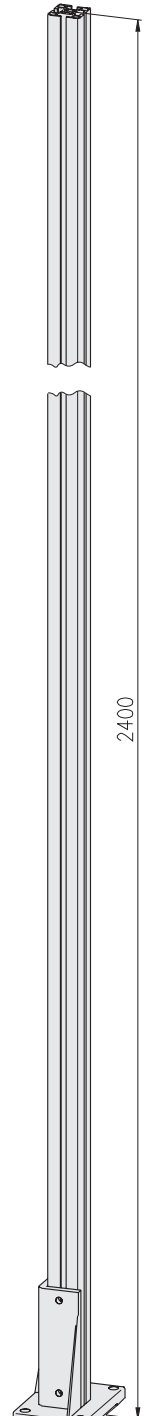
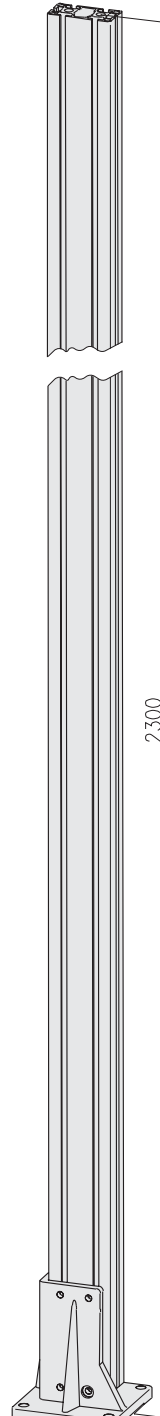
con bloque deslizante

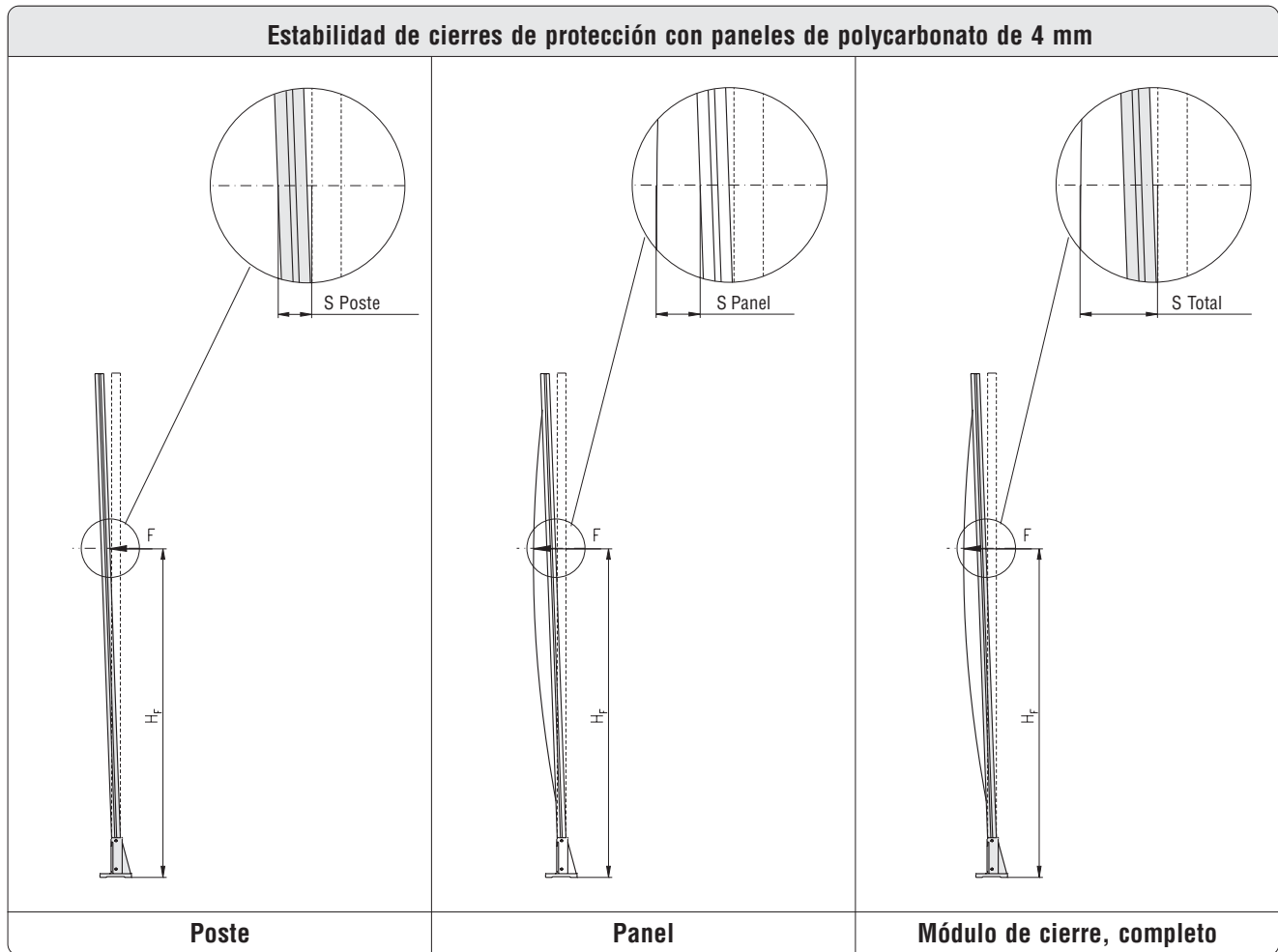


**Puerta corredera**

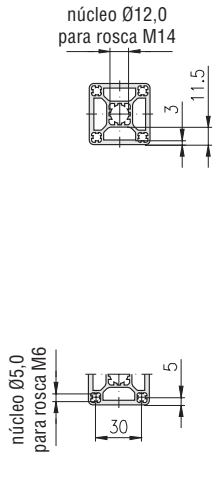

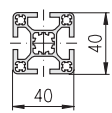

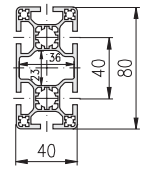
con carro colgante



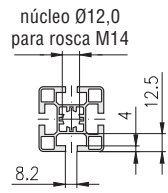

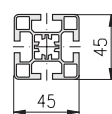

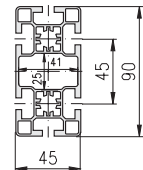
Perfil 40x40	Perfil 40x80	Perfil panel 60x80, 5E	Perfil panel 60x80, 6E	Perfil 45x45	Perfil 45x90
 <p style="text-align: center;">2400</p>	 <p style="text-align: center;">2300</p>	 <p style="text-align: center;">2300</p>	 <p style="text-align: center;">2300</p>	 <p style="text-align: center;">2400</p>	 <p style="text-align: center;">2300</p>

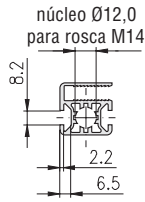

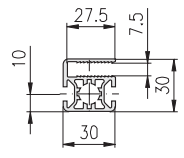

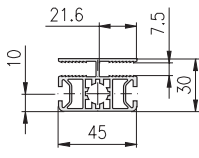


		<b>F en N</b>								
		100	150	300	450	600	1.000	1.500	2.000	
<b>Poste</b>		$H_f$	S en mm							
Poste:	Perfil 40x80, 6E, LP Longitud: 2.300 mm	1.000	1,00	1,50	3,10	4,80	6,40	9,90	15,30	
Pie:	1.44.84040080R, sin M14x30	1.500	3,00	4,60	9,90	14,80	19,90			
Poste:	Perfil 60x80, 5E, en L, P, LP Longitud: 2.300 mm	1.000	0,70	1,15	2,50	3,90	5,25	9,00	13,30	
Pie:	1.44.84040080R, sin M14x30	1.500	2,45	4,00	8,35	12,45	16,90			
<b>Módulo de cierre, completo</b>		$H_f = 1.500$	S en mm							
Variante:	Marco fijo, Perfil 40x40, 4E, LP	Panel	30,00	37,40	48,80	58,60	64,80	82,20	98,30	115,10
Poste:	Perfil 40x80, 6E, LP, sin soporte	Poste	1,10	2,00	4,50	7,00	9,20	15,80	23,90	33,60
Pie:	1.44.84040080R, sin M14x30	Total	31,10	39,40	53,30	65,60	74,00	98,00	122,20	148,70
Panel:	Makrolon 4 mm, 1.230x2.050 mm									
Fijación panel:	Junta de panelar									
Variante:	Rahmen fest, Panel-Pr. 40x40, 3E, LP	Panel	34,80	39,20	48,40	54,35	60,00	73,10	84,10	93,70
Poste:	Perfil panel 60x80, 5E, en L, P, LP, sin soporte	Poste	1,50	2,90	4,80	6,75	8,50	16,10	24,30	29,00
Pie:	1.44.84040080R, sin M14x30	Total	36,30	42,10	53,20	61,10	68,50	89,20	108,40	122,70
Panel:	Makrolon 4 mm, 1.230x2.050 mm									
Fijación panel:	en ranura, profundidad 27,5 mm									

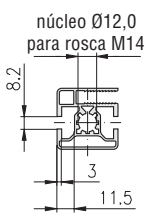

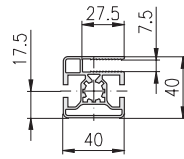

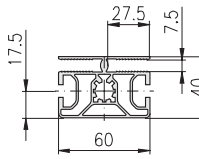
ligero				
	 	 		
Descripción	Perfil 40x40, 4E, LP	Perfil 40x80, 6E, LP		
Barra, 6 m	1.11.040040.43LP.60	1.11.040080.64LP.60		
Pack (nº barras)	1.11.040040.43LP.61 (8)	1.11.040080.64LP.61 (4)		
Momento de inercia cm <sup>4</sup>	$I_x = 9,9$ $I_y = 9,9$	$I_x = 62,7$ $I_y = 17,7$		
Mom. de resistencia cm <sup>3</sup>	$W_x = 4,9$ $W_y = 4,9$	$W_x = 15,6$ $W_y = 8,8$		
Peso kg/m	$G = 1,5$	$G = 2,5$		

**Perfil Grupo 45, ranura E4, liso (P)**

ligero				
	 	 		
Descripción	Perfil 45x45, 4E, LP	Perfil 45x90, 6E, LP		
Barra, 6 m	1.11.045045.43LP.60	1.11.045090.64LP.60		
Pack (nº barras)	1.11.045045.43LP.61 (8)	1.11.045090.64LP.61 (4)		
Momento de inercia cm <sup>4</sup>	$I_x = 13,5$ $I_y = 13,5$	$I_x = 98,0$ $I_y = 27,5$		
Mom. de resistencia cm <sup>3</sup>	$W_x = 6,0$ $W_y = 6,0$	$W_x = 21,8$ $W_y = 12,2$		
Peso kg/m	$G = 1,9$	$G = 3,3$		

ligero				
	 	 		
Descripción	30×30, 2F, WG, LP 7,5	30×45, 2F, WG, LP 7,5		
Barra, 6 m	1.155.3030.23LP75.60	1.155.3045.24LP75.60		
Pack (n° barras)	1.155.3030.23LP75.61(10)	1.155.3045.24LP75.61(8)		
Momento de inercia cm <sup>4</sup>	$I_x = 2,6$ $I_y = 3,2$	$I_x = 4,3$ $I_y = 7,4$		
Mom. de resistencia cm <sup>3</sup>	$W_x = 1,7$ $W_y = 2,1$	$W_x = 2,9$ $W_y = 3,3$		
Peso kg/m	G = 0,86	G = 1,15		

**Perfiles malla 40, ranura E3, liso (P)**

ligero				
	 	 		
Descripción	40×40, 2E, WG, LP 7,5	40×60, 2E, WG, LP 7,5		
Barra, 6 m	1.155.4040.23LP75.60	1.155.4060.24LP75.60		
Pack (n° barras)	1.155.4040.23LP75.61(8)	1.155.4060.24LP75.61(8)		
Momento de inercia cm <sup>4</sup>	$I_x = 7,5$ $I_y = 8,2$	$I_x = 12,0$ $I_y = 22,7$		
Mom. de resistencia cm <sup>3</sup>	$W_x = 3,8$ $W_y = 4,1$	$W_x = 6,0$ $W_y = 7,6$		
Peso kg/m	G = 1,35	G = 1,95		

Datos de mecanización → Mecanizado del perfil 1.1A (Catalogo "El Sistema de Perfiles")

ligero					
Descripción	40x40, 3E, panel, LP 4	40x60, 3E, panel, LP 4	60x80, 5E, panel, LP 4	60x80, 6E, panel, LP 4	
Barra, 6 m	1.151.4040.33LP40.60	1.151.4060.34LP40.60	1.151.6080.54LP40.60	1.151.6080.64LP40.60	
Pack (nº barras)	1.151.4040.33LP40.61(8)	1.151.4060.34LP40.61(8)	1.151.6080.54LP40.61(4)	1.151.6080.64LP40.61(4)	
Momento de inercia cm <sup>4</sup>	$I_x = 10,2$ $I_y = 8,7$	$I_x = 14,8$ $I_y = 26,3$	$I_x = 100,4$ $I_y = 50,4$	$I_x = 85,8$ $I_y = 50,8$	
Mom. de resistencia cm <sup>3</sup>	$W_x = 5,1$ $W_y = 4,3$	$W_x = 7,4$ $W_y = 8,8$	$W_x = 25,1$ $W_y = 16,8$	$W_x = 21,5$ $W_y = 16,9$	
Peso kg/m	$G = 1,65$	$G = 2,4$	$G = 3,8$	$G = 3,7$	

## Perfil para tope de puerta

	Plano para montaje	Plano para montaje
Perfil 20x30, 1F, LP		
1.11.020030.14LP.60		
1.11.020030.14LP.61(10)		
$I_x = 2,2$ $I_y = 1,4$ $W_x = 1,5$ $W_y = 1,4$ $G = 0,7$	$I_x = 113,0$ $I_y = 64,0$ $W_x = 28,5$ $W_y = 21,3$ $G = 4,5$	$I_x = 89,2$ $I_y = 53,3$ $W_x = 22,3$ $W_y = 17,7$ $G = 4,4$

### Impreso

Sujeto a modificaciones técnicas.

Todos los derechos reservados.

Copia solamente autorizada con acuerdo escrito.

© MayTec Aluminium Systemtechnik GmbH,

Alemania, 85221 Dachau, 2004

La clave ...

del éxito

- 30% - 600% construcción más flexible
- 20% - 50% mecanizado más económico
- 60% - 340% montaje más rápido
- 100% - 260% conexión más estable
- más de 60 x servicio en el mismo lugar

### **Australia**

**MayTec Australia P/L**  
Unit 1, 8 Prosperity Parade  
Warriewood, NSW 2102

Prefijo: +61  
Teléfono: (0) 2 / 9999 0890  
Fax: (0) 2 / 9979 8703  
e-mail: [info@maytec.com.au](mailto:info@maytec.com.au)  
<http://www.maytec.com.au>

### **Alemania**

**MayTec Aluminium**  
Systemtechnik GmbH  
Kopernikusstraße 20  
D - 85221 Dachau

Prefijo: +49  
Teléfono: (0) 8131 / 33 36 - 0  
Fax: (0) 8131 / 33 36 - 119  
e-mail: [mail@maytec.de](mailto:mail@maytec.de)  
<http://www.maytec.de>

### **EEUU**

**MayTec Inc.**  
1625 Dundee Ave., Unit E-F  
Elgin, IL 60120

Prefijo: +1  
Teléfono: 847 - 429 - 0321  
Fax: 847 - 429 - 0460  
e-mail: [mail@maytecinc.com](mailto:mail@maytecinc.com)  
<http://www.maytecinc.com>

### **España**

**MUNGIMATIK, S.A.** Perfiles y Sistemas de Aluminio  
Martintxu Bidea, Pab. G-6  
E - 48100 Mungia (Vizcaya)

Prefijo: +34  
Teléfono: 902 26 16 06  
Fax: 94-674 24 86  
e-mail: [perfilesmaytec@mungimatik.com](mailto:perfilesmaytec@mungimatik.com)  
<http://www.mungimatik.com>